



August 2020



A Message from our President

The latest reports for the coronavirus show that there is a surge happening here in California as well as in many other places around the world. As you probably know, infections are also on the rise in our community of Santa Barbara County. Due to this, we are now mandated to wear masks in public and to continue practicing safe social distancing of 6' or more.

The Goleta Valley Library recently notified me that they have cancelled all bookings for the rest of the year. Thus, we will not be having any art shows for the rest of 2020. This includes our Picassos for Peanuts show and reception in December.

As I explained in my last letter, in order to somewhat make up for these losses, the GVAAGoleta Valley Art Association Board is adapting to Zoom technology. We have been having our Board Meetings via Zoom since April. Last month, on our first GVAAGoleta Valley Art Association members' Zoom meeting, we were pleased to host 16 folks. It was really enjoyable to see each other and catch up with our fellow artists. Since this was so successful, the GVAAGoleta Valley Art Association Board has decided to have a monthly Zoom meeting and all members are invited to join in. Jan Smith, Director, Membership is organizing this. We have sent out an email about this and there are more specifics further on in this Newsletter. To be included in the Zoom call, contact Jan Smith, jansmith.sb@gmail.com.

Last month, we were also thrilled to offer our first Zoom art class with Carissa Luminess, Artist and Art Teacher through SBCC, CLL. About 20 artists joined us to learn about "Bringing New Life to Old Paintings." Pat Heller, GVAAGoleta Valley Art Association artist and class participant, so successfully brought new life to one of her pieces, that she has since sold it, along with a second piece of art. Congratulations Pat!! Both pieces are featured in our Virtual Show at www.tgvaa.org and are now labeled SOLD. If you want to display some of your pieces in the virtual show, please send to Paula Gregoire-Jones at pgregoire-jones@verizon.net.

Since this first workshop went so well, we invited Carissa to develop another class for GVAAGoleta Valley Art Association members. Many of us are interested in learning how to use social media to market and sell our art, especially in these challenging times. Carissa has sent me some bullet points on what she will cover in the two hour Zoom class scheduled for Saturday, September 12th 10-12 noon. The cost is \$20. You will find these details further on in the Newsletter. Email me if you are interested in attending at euflanagan@gmail.com.

We hope these activities will help GVAAGoleta Valley Art Association artists to stay in touch, and keep inspiring each other to create more wonderful art. GVAAGoleta Valley Art Association artists are known for our eclectic and interesting creations. I am so happy and proud to represent you all.

Elizabeth U. Flanagan


Submitted Works



Artist: Pat Heller
Title: Sweet Memories
Medium: Acrylic 8 x 10

In the midst of pandemic, isolation and crisis, and through the encouragement of my teacher, I tried my hand at a still life using objects of meaning. The vase in this painting is a vintage glass piece from Czechoslovakia. The teapot is one that my mother gave me years ago that almost went to the thrift shop with others I'd collected over many years during a "tidying up" and purging of my home, saved by a friend who found a note tucked inside. It has been a comfort to focus on meaningful objects and be taken away for a few hours by the sweet memories these items bring back.

patheller@cox.net



Artist: Merith Cosden
Title: On the Shore
Medium: Acrylic on Canvas 20 x 20

I have been painting ocean scenes during the pandemic, with both calm seas and crashing waves. That is how I see most of life these days, calm days mixed with the craziness of other realities. No real resolution, just a ride we have to take.


cosden@education.ucsb.edu



Artist: Jean Johnson
Title: Simple Pleasure
Medium: Oil on Canvas 11 x 16

This still life was set up by a friend. I loved the bright red flowers that set off the simple pitcher. I took the photo so I could complete the painting.

jjgreetu@yahoo.com



Artist: [John Williams](#)
Title: **Timberline Trickle**
Medium: **Oil on Linen 12 x 16**

This was about a 6 mile hike above Virginia Lakes and was. about 10000'elv. The small falls was beneath "Frog Lake" and somewhat smaller than my painting. Tough going in rugged terrain. This hike was approx. 1995.

jwmsartwks@cox.net



Artist: [Tanda Jacobs](#)
Title: **Daisy Dove**
Medium: **Oil 8 x 10**

This painting is called Daisy Dove for my friend Mary's future granddaughter (Kati Perry's new baby to be born in August). I was walking at Arroyo Burro preserve and saw this Daisy and

bee  and decided to paint it after talking to Mary.

tankaj21@gmail.com



Artist: [Paula Gregoire-Jones](#)
Title: **Spirals 9 x 12**
Medium: **Stained Glass Mosaic**

I like to work with "found" objects and glass scraps that are pieced together with minimal shaping. This was inspired by sea glass that was from the bottom of a bottle. The round shapes inspired the spirals (a favorite design) to tie them together. I added wire spirals for interest.


pgregoire-jones@verizon.net



Artist: Judy Edmondson
Title: Sunflowers
Medium: Watercolor 16 x 20 w/frame

I painted the picture as part of Barbara Eberhart's class and I really like painting flowers.


edmonson@sbceo.org



Artist: Mary Kelly
Title: Brendan
Medium: Oil on canvas 16 x 20

Brendan is my grandson. He lives in Warwick, NY, a lovely town on the NJ border and about a 90 minute car ride to NYC. He is 14, so it's rare to get a decent photo of him. When I saw the photo that I used for this painting I just knew I had to paint it! I enjoy doing portraits, but I often hit a wall halfway and torture through before coming out the other side - ha! With Brendan, it was challenging, but a joy to paint all the way through...I think my missing and loving him flowed through my hands. I'm going to give this to my son, Jason, his father, as a gift.

marykelly@gmail.com



Artist: Mirilla Olson
Title: Meditation
Medium: Acrylic and Collage 9 x 7½

I feel as the months are going by, we really need to take time to calm our minds and keep our spirits positive. Just a few minutes at a time is enough to help bring balance.

mirellazolson@gmail.com

Artist: **Dianna Sunukjian** **Title:** **America the Beautiful** **Medium:** **Collage 12 x 16**



It is unframed with a mat that's 12 x 16; the inside dimension of the mat is 7 x 11-1/2. I cropped most of the mat in the photo. It's a collage I did for a class I was taking last year; the assignment was to create an Americana collage. It was my inspiration to depict life in America...past and present. It included stamps from my vast collection, some of my photos, and newspaper clippings. I chose this piece because what was true in 2019 is still true today. It seemed fitting in light of this year's celebration of July Fourth.

d.sunlover@gmail.com




Artist: **Mooneen Mourad**

Title: **Imaging Spring Peonies**

Medium: **Acrylic on paper 16 x 20**

This is a color study in acrylics.

mooneenmouradartist@gmail.com



Artist: [Ann Elliott](#)

Title: **Queen of the Missions**

Medium: **Mixed Water media with some marks from oil slicks. 24 x 24 framed.**

I painted from photos, but I made many trips to look at them carefully and draw sketches of details. The drawing is free hand using my favorite drawing tools, and were carefully drawn, based on actual architectural measurements. (I used a ruler to get the height, length, and spacing correct.) I took liberty with the planting because I enjoy painting more unusual flora. I imagined what the terrain looked like when it was built.

annelliottart@gmail.com



Artist: [Elizabeth Flanagan](#)

Title: **Lady with Green Neck**

Medium: **Acrylic on Canvas 9 x 12**

I am always inspired by Frida Kahlo both as an artist and a woman. The colors and style of this painting are influenced by her.

euflanagan@gmail.com

GVAA Library Schedule for 2020

ALL GVAA LIBRARY SCHEDULED EVENTS AT THE LIBRARY FOR 2020 ARE CANCELLED DUE TO COVID 19.

Events: Special & Future Events

Please Mark Your Calendars: Special Events Coming Up

- Virtual Show on line at TGVAA.org **NOW SHOWING**
 - Summer Potluck Picnic – Stow Grove Saturday, July 11th, 11-2 pm **CANCELLED**
 - Artists' Tour – Goleta Saturday, Saturday, October 17th, 11-4 pm **CANCELLED**
 - Picassos For Peanuts Reception: Sunday, December 6th, 2:30-4:30 pm **CANCELLED**
- Holiday Brunch Frog Bar & Grill, Glenn Annie Golf Club Saturday, December 12th, 11-1 pm

Special Letter from Jan Smith, GVAA Director, Membership

Last month we decided to have a GVAA get together in Zoom since, due to the coronavirus, we are not able to conduct the usual activities that bring us together. We received good feedback from those who attended and, as suggested, we will have a monthly Zoom meeting to stay connected. Let's discuss:

- Upcoming workshops and your suggestions for other workshops
- How has the pandemic inspired you artistically?
- Are you growing as an artist?
- Questions and Answers about GVAA

To join our GVAA Get Together in Zoom Meeting on Thursday, July 23, 2-3:30, email "Yes" to jansmith.sb@gmail.com with the subject "GVAA July Get Together in Zoom no later than 5:30pm Wednesday, July 22. A follow up email will be sent with the actual Zoom invitation and link by Noon Thursday, July 23. We look forward to seeing you.

Best regards,

Jan Smith, GVAA Director, Membership

Workshops – Classes - Events

Clay Studio Virtual Programming and No-Contact Clay Pickup

Clay Studio in Goleta is offering classes, workshops and kids' summer camp starting in July.

Please see below for their July and August schedule, or visit their website at www.claystudiosb.org

Virtual Handbuilding Classes

- Handbuilt Tableware | Wednesday, July 22–August 26 (6 weeks)
- Self Identity through Clay (Teen Class) | Tuesday, August 4–26 (4 weeks)

Learn more and register at: www.claystudiosb.org/virtual-classes

Virtual Handbuilding Workshops

Make your Favorite Animal Head (kids workshop) | Sunday, August 9

- Make a Mug with Handbuilding Techniques | Sunday, August 16
- Garden Creature (Family Workshop) | Sunday, August 23
- Make Stacking Bowls with Handbuilding Techniques | Sunday, August 30

Learn more and register at: www.claystudiosb.org/workshops

Clay at Home Virtual Summer Camp (Ages 8–12)

Session 4 - Creatures! | July 20–24

Session 5 - The Environment | July 27–31

Learn more and register at: www.claystudiosb.org/clay-at-home

- No-Contact Clay Pickup

Pick up clay from Clay Studio and work at home! When you're ready to bisque, simply drop off your work at the studio and we'll fire for you. You can then make an appointment to come glaze before we glaze fire. All cone 10 clay prices include firing and glazing. Please mail info@claystudiosb.org to learn more.

Carissa Luminess - Art Biz Zoom Workshop - September 12, 10a.m. 12noon

Topics include: *Scans & files; *hiring a tech assistant if needed; * website;-logo;-branding;-tag line;-resume'-wordpress;-newsletter (mailchimp);-blog;-link to email;-social media links; pricing; commissions;*social media;-instagram (tutorial);-facebook;-pinterest; local shows;-galleries;-art associations;-museum gift shops;-open studios;-alternative venues;-consignment vs. commission;-press releases & advertising; national juried shows; notecards, giclee prints, business cards; mats & frames; online sales;-etsy; Saatchi;-fine art America;-customized art products; and art licensing. Cost \$20. Contact euflanagan@gmail.com Deadline September 5th.

Congratulations: Awards, Galleries, Exhibits, Sales

GALLERIES

The Illuminations Gallery has reopened in La Cumbre Plaza. Located behind Islands Restaurant, it is open Thursday - Sunday, 12:00 to 4 pm. The gallery exhibits the work of 7 artists: **Michael Mead, Rebecca Marder, Pali Szilvassy, Mary Thompson, Judith Villa, Felice Willat, and Brian Woolford.**

The La Cumbre Center for Creative Arts has 3 Art Galleries in La Cumbre. There are several openings for new artists to join. If interested, contact **Mike Cregan** cregan@west.net

SALES, Congratulations!!

Judith Villa sold her 36 x 36" painting Silver Burst from the Illuminations Gallery in La Cumbre Plaza.

Pat Heller sold two paintings, Trois Pommés and Losta Dots, this week from the GVAA virtual show.

EXHIBITS

Visit tgvaa.com and click on events: to see the greatest exhibit of the Goleta Valley Art Association members works in one place. This great exhibit was created and organized by GVAA member, **Paula Gregoire Jones**, pgregoire-jones@verizon.net. Over 80 works are shown.

Paula Gregoire-Jones has the above stained glass, Spirals, in the Simple Pleasures Show at the Carpinteria Arts Center.

Ann T. Elliott has 2 pieces showing at the SB Tennis Club now. They are tributes to Santa Barbara history. If you wish to visit them in person, please contact Ann at 707.694.1914 to set up arrangements that are required by the tennis club management. See information below.

Elizabeth Flanagan has four paintings, including the above piece, Lady with Green Neck, currently in a show at the Santa Barbara Tennis Club. She is showing along with 10 other artists from Santa Barbara Visual Artists. She is honored that her piece, Lady with Green Neck, was chosen for the flyer announcing the show. To view the show, please contact curator, Susan Tibbles - susantibbles@yahoo.com and she will set up an appointment. The show will run from July 6th – August 7th.

Lynn Dow has a piece in the S.C.A.P.E. newsletter and it is also entered in the Maritime Museum exhibit. It is called Oil Rig and it's acrylic.

Tips and Techniques

Acrylic Techniques – Glazing

“The great way to paint with acrylics is the very old fashioned method of glazing with washes – which you can do with acrylics, of course, marvelously”, David Hockney. The principle of glazing in acrylics is the same as for oil painting - successive thin, transparent washes create areas of glazing, translucent color. But acrylic is even better suited to the technique, since you don't have to wait long for each layer to dry. Because dry colors are insoluble, it is possible to build up many transparent layers to create colors with the brilliant and clarity of stained glass, with no danger of picking up the color beneath.

Glazing techniques: Paint for glazing can simply be diluted with water, but it dries to a dull, matte finish, and colors lose some of their intensity. Adding gloss medium gives much better results: it increases the transparency of the paint while retaining its binding qualities, enriches the colors and makes the paint flow more evenly. Place the support horizontally so that the color doesn't run out of control, apply the glaze with a soft haired brush and allow to dry. Since the glaze is transparent, the effects are most noticeable when a dark color is laid over a light one, though you can subtly modify a darker color by glazing light over dark.



Gigol Atler's 'Suffolk Landscape', Acrylic on Paper, 15 x 20. In this dynamic painting, the artist used acrylics to combine the transparency of acrylic with the opacity of oil paint. He applied a cadmium red wash over a white ground to provide an overall luminescence, and then built up the sky and land with a series of transparent glazes.

Source: Artist's Manual, a Complete Guide to Painting and Drawing Materials and Techniques.
Edited by Angela Gair. ISBN 0-8118-1377-0

**There are two things in the painter, the eye and the mind;
each of them should aid the other. Paul Cezanne**

AREAS OF INTEREST TO ARTISTS

Call for Watercolor Artists: The 12th Annual Watermedia Showcase is now open for entries! Here's your chance! Winners of the 12th Annual Watermedia Showcase competition will receive publication in a 2020 issue, in addition to cash prizes for the top ranked winners. We want to see the best, so get creative and show us what you've got. Enter before the Early Bird Deadline to save \$5 off the entry fee. Early Bird Deadline July 3, 2020. Regular Deadline July 31, 2020.

[Artists Network.com/art-competitions/watermedia-showcase/](https://www.artistsnetwork.com/art-competitions/watermedia-showcase/)

Call for All Artists, All Mediums, styles and subjects accepted. Southwest Art magazine is excited to present their annual art competition, rewarding artist excellence from the Southwest and beyond. In addition to cash prizes and publication in print and online, one winner will see their work on the cover of Southwest Art. Enter before the early bird deadline to save \$5 off the entry fee. Early Bird deadline June 14, 2020. Regular Deadline July 15, 2020.

[ArtistsNetwork.com/art-competitions/artistic-excellence/](https://www.artistsnetwork.com/art-competitions/artistic-excellence/)

Call for All Artists – Over 60 years Young! All mediums, styles and subjects accepted! Showcase your talent by entering this exciting competition, brought to you by Artists Magazine. This contest is for artists age 60+ working in all traditional art media. Make sure to enter before our early bird deadline to get \$5 off your entry. Winners will receive \$250 in cash and will be featured prominently in the April 2021 issue of Arts Magazine. www.artistsnetwork.com/art-competitions/over-60/

Call for All Artists - The Santa Barbara County Arts Commission announced an open call to all practicing artists over 18 in Santa Barbara County to submit an application. Awards will be up to 20 \$500 stipends to local artists who have created work in response to the COVID-19 pandemic. All artists, including but not limited to, landscape arts, literary arts, visual arts, performing arts, culinary arts, and traditional cultural practice are eligible to apply. This program is made possible through a partnership between the Arts Commission and the Santa Barbara Bowl Foundation. Submissions are due by August 3, 2020. The application is available at sbac.ca.gov/artistsrespond.

- **About the Santa Barbara Bowl Foundation:**

The Santa Barbara Bowl Foundation is a respected funder and partner in performing arts education for the greater Santa Barbara area. Their mission is to ensure that everyone has access to music — whether by playing or by listening. In addition to hosting concerts, the Bowl invests in future artists and audiences by supporting performing arts education for youth through the Education Outreach initiative. Learn more at www.sbbowl.com.

- **About the Santa Barbara County Office of Arts & Culture:**

As the State-Local Partner of the California Arts Council, the SBCOAC serves as the regional governmental umbrella for arts and culture projects and programs within Santa Barbara County. A division of the County's Community Services Department, the office represents a longstanding partnership between the County of Santa Barbara and the City of Santa Barbara. For more than 30 years, both governments have shared resources and staff to maximize support for Santa Barbara arts and culture institutions, programs, initiatives and projects. For more information, visit www.sbac.ca.gov.

MISCELLANEOUS

Art Supplies for Sale: Many plein air contemporary wood frames. Birch floating frames a la Marcia Burt. Fredericks canvases varying sizes. Other painting equipment. Call Allison Wells 805 570-1440

Free Frames: A cache of large frames (20 x 24, etc.), with glass and backing are available through a generous donation. If interested, contact Pauline at pauli40@cox.net

Pure Pigments Available Natural pigments that you can create your own water color paints, acrylic paints, oil paints and even your own pastels. Check out www.ancientearthpigments.org The Company is owned by local artist, Linda Nelson.

Hand Sanitizer Made Locally Available: by Goleta Red Distilling Corporation at 93 Castilian Way, Goleta. It is on the side of the building in the back with the blue awning. It is the WHO formula of 80% ethanol antiseptic alcohol, glycerin, hydrogen peroxide and purified water. You can get 32 oz. for \$13.00. They are closed Monday and Tuesday. This is being made by a local person born and raised here. His motto – Made in our community for our community.

FREE COVID 19 Testing Now Available: at the Earl Warren Showgrounds. To make an appointment, go to <https://lhi.care/covidtesting> or call 888-634-1123. Walk-ins are turned away.

REMINDER

All Members are invited to participate in your newsletter. Just send your information to: Your GVAA Newsletter Editor, Betty White at: blnllwhite@aol.com

- Would like your tips and techniques on Pastels, Watercolors, Acrylics, Oils, and mixed mediums.
- If you do not have a computer and would like your art work showcased in our Newsletter, please send a photo to Betty White, 4918 Rhoads Avenue, Santa Barbara, CA 93111, so I can scan it and insert it into a future publication. Your photo will be returned. Please include your name, artwork title, medium and size, and some information about your art work. If you have questions, you can call 805 967-1127.
- Information about your sales, commissions, gallery hangings and any miscellaneous art related items you would like to sell, trade, or donate.
- If you sent me multiple pictures since I started doing the newsletter in January, please re-send me the ones I did not publish. I now have an extra hard drive to save them on and will be happy to publish them in future editions.

All Members Please Stay Safe and Stay Well.