



**July 2021**

*[thegoletavalleyartassociation.org](http://thegoletavalleyartassociation.org)*



## **A Message from our President**

**I hope our July newsletter finds you all in good health and good cheer.**

**Since Summer is upon us, we are planning our first in-person get together since last year – a picnic at Stow Grove Park on Saturday, July 10<sup>th</sup> from 11-2 pm. Your board members are all fully vaccinated and wearing masks when appropriate. We invite you to come, bring something to share or just a lunch for yourself if you prefer. We have had a good response to this invitation so far and need to continue to receive RSVP's so we can plan appropriately. Please let Pat Heller know if you are planning to attend at**

***[patheller@cox.net](mailto:patheller@cox.net)*. Look further on in the Newsletter for more details.**

**We had good attendance at the Free Golden Workshop offered by our Golden Rep, Christina Ramos in May. The information was great and, after filling out a survey, we will be receiving free Golden products.**

**On Thursday, June 17<sup>th</sup> 1-5:30 pm, Christina will be offering a second Zoom workshop on Painting the Still Life In Acrylics. The cost of \$45 will be payable to Chris. More info follows in the newsletter. Let me know if interested: *[euflanagan@gmail.com](mailto:euflanagan@gmail.com)*.**

**GVAA's current virtual show, Spring, Sprang, Sprung, features colorful art from over 30 GVAA members. Please continue to invite your friends and family to view the show at:**

***<https://www.thegoletavalleyartassociation.org/events.html>*.**

**We will be accepting submissions for our August Virtual show from July 1<sup>st</sup> - July 15<sup>th</sup> at 5 pm. Paula Gregoire-Jones will be putting up the show on our website on August 1<sup>st</sup>. The submission fee is \$10 and can be paid by check or through the PayPal link on our website. Guidelines for submission can be found on our website at:**

***[https://www.thegoletavalleyartassociation.org/uploads/1/3/3/2/133261939/gvaa\\_virtual\\_show\\_guidelines.pdf](https://www.thegoletavalleyartassociation.org/uploads/1/3/3/2/133261939/gvaa_virtual_show_guidelines.pdf)*.**

**We will also be accepting new member submissions from July 1<sup>st</sup> - July 15<sup>th</sup> at 5 pm. Please let your friends who are interested in submitting know they can contact Jan Smith, Director Membership, at *[jansmith.sb@gmail.com](mailto:jansmith.sb@gmail.com)*.**

**This month, we feature the photo and bio of Judy Edmondson, who has been a GVAA Board Member since 2017. Judy is a Director and has been GVAA's liaison with the Goleta Valley Union School District. In this position, Judy coordinated art lessons/projects for their After School Program. Over the years, Judy lined up many of GVAA's artists to provide a stimulating and fun art lesson for the kids ranging in age from 5-10. This is another way GVAA has brought Art to the Community. Thank you, Judy.**

**As always, please keep well and stay safe –**

*Elizabeth*

## Submitted Works

The following is a Special Submission by Merith Cosden:

Three members of the GVAA (**Merith Cosden, Lynn Altschul, and Barbara Cronin Hershberg**) will be exhibiting art at the Ciao Salon on 3011 De La Vina Street from May 8 through September 30, 2021. The three are friends who have been taking classes in abstract art, collage and mixed media together at City College for several years, and who also enjoy creating art together at each other's homes. The exhibit is open to the public; please call to determine when the salon is open.



**Artist:** Lynn Altschul

**Title:** Mirage

**Medium:** Acrylic on Canvas, 20 x 20

The layering of paint combines to create a rich, ethereal feeling.

[altschullynn@yahoo.com](mailto:altschullynn@yahoo.com)



**Artist:** Barbara Cronin Hershberg

**Title:** Shim Sham

**Medium:** Mixed Medium, 24 x 30

My painting is called Shim Sham, because I often think about tap steps when I'm painting. It's 24 x 30. This is a many layered painting. I tried to paint like an artist we were studying, and that was a disaster. So, a few months later, I retrieved the canvas and had fun playing with my favorite acrylic colors, using stencils, mark making, molding paste etc.

[tettrazini@cox.net](mailto:tettrazini@cox.net)



**Artist:** Merith Cosden

**Title:** Wild Flowers

**Medium:** Acrylic on stretched canvas, 12 x 12

I have been experimenting with different ways of depicting abstract flowers. This grouping was created with a variety of techniques. They are not intended to match actual flowers, but rather to reflect floral attributes and feelings.

[cosden@education.ucsb.edu](mailto:cosden@education.ucsb.edu)

The following submissions are by Member Artists:



**Artist:** Colleen Janee


**Title:** Discovery

**Medium:** Acrylics, 8 x 10

I've been painting using acrylics (since pandemic) and having a lot of fun. Working with Ruth Hoag doing a series for a show in June at her studio. I have 4 paintings and going for one larger one. Subject is mostly about my backyard with succulents, fountains, birds and whatever else turns me on. Most have no depth because the background and foreground are the same color. But having fun with acrylics. It took a while to get used to them drying so fast, at least in watercolor you just keep adding water

[www.colleenjaneegmail.com](http://www.colleenjaneegmail.com)

**“You can't use up Creativity, the more you use, the more you have!”  
Maya Angelou**



**Artist:** [Robin Gowen](#)

**Title:** **Richmond Hills, Late Afternoon**

**Medium:** **Oil, 18 x 24**

I've been painting up and down California, inland to the gold country, and even over on the East Coast, for decades. I do a great deal of plein air work but also sketches from the car as my husband drives, that later develop into paintings. In this show I even have a few oil paintings of what I call 'counter

landscapes', miscellaneous items on my kitchen counter that happen to have hit an arrangement that I like. I've been painting full time since 1986. I far prefer oils to any other medium, in the same way that I prefer real butter to oleomargarine.

[brucerobin.tiffney@gmail.com](mailto:brucerobin.tiffney@gmail.com)



**Artist:** [Debbie Watts](#)

**Title:** **Full Bloom III**

**Medium:** **Acrylic on Canvas, 14 x 18**

This painting was from a bouquet given to me by my daughter for

Mother's Day. So, it has a special place in my heart. ❤️

[www.pastelsbydebbie@gmail.com](http://www.pastelsbydebbie@gmail.com)



**ARTIST:** [Pat Heller](#)

**TITLE:** **Life, Death, and Hope 2**

**MEDIUM:** **Acrylic & Ink on paper, 8 x 10**

This painting, the second in my series was done in response to the death of George Floyd in 2020 and the global outcry that followed, lifting hope for true change ahead.

[patheller@cox.net](mailto:patheller@cox.net)

This painting along with Pat's Life, Death, and Hope 1 (June's Newsletter) were listed second in the e-mail sent out by the Tri-County Juried Exhibition at the Westmont Ridley-Tree Museum of Art.



**Artist:** Holly Hungentt

**Title:** Santa Barbara Bluffs

**Medium:** Acrylic on wood, 2' x 4'

I have loved and walked this part of our Santa Barbara coast area for the 35 years I have lived in Santa Barbara. The Coal Oil Point Preserve is a very iconic image of our area with the bluffs and scraggly trees

at the end of the point. I knew it would be a fun painting to work on. I started with a small 4x8" sketch to work out some of the general compositional elements and color schemes. I enlarged the final sketch and drew it on to the 24x48" birch plywood panel.

[hollyh@sbceo.org](mailto:hollyh@sbceo.org)



**Artist:** Lynn Dow

**Title:** Cave Painting

**Medium:** Acrylic Paint and Acrylic Ink, 11 x 14

I was inspired by cave art when I created this painting.

[Ischockner@gmail.com](mailto:Ischockner@gmail.com)



**Artist:** Judy Gilder

**Title:** Rhapsody

**Medium:** Watercolor, 8 x 10

Judy makes abstract compositions based on her love of color.

[studiokarts@earthlink.net](mailto:studiokarts@earthlink.net)



**Artist:** [Pamela Benham](#)

**Title:** **Untitled SBU 11**

**Medium:** **Acrylic on canvas, 48 x 36**

For me this piece has a mysterious allure, a sense of grounded flight, airy melancholy, a retained fire. When I paint I don't plan. I just pick a color and start. I keep about one out of three. Here I'm using all transparent colors, Golden High Flow acrylics and lots of water.

[pamelabenham@gmail.com](mailto:pamelabenham@gmail.com)



**Artist:** [Adria A. Abraham](#)

**Title:** **Untitled Abstract**

**Medium:** **Print using acrylic paint on paper, 9 x 12**

This piece was fun to create and just allow to happen. I see many things when I look at it now, such as a seated figure holding a laughing child, sometimes I see embryonic shapes, sometimes I detect several faces, and sometimes a patriotic display of fireworks! It is something different for anyone who looks at it.

[jrsaaahome@msn.com](mailto:jrsaaahome@msn.com)



**Artist:** [Kelly Hildner](#)

**Title:** **Douglas Iris**

**Medium:** **Watercolor 14 x 11**

I am inspired by the diversity and complexity of forms found in nature. These white Douglas Irises were painted from a photo taken during a walk through the Santa Barbara Botanic Garden. I loved the delicacy of the white Douglas Iris flowers and enjoyed using a variety of techniques to capture the textures and different warm and cool browns in the background. This piece was juried into the Academic Artists Association 71st Annual Exhibition of Traditional Realism.


[kellyhildnerart@gmail.com](mailto:kellyhildnerart@gmail.com)



**Artist:** Ron Ehmsen  
**Title:** Restoration  
**Medium:** Acrylic, 24 x 12

This painting was accepted into the California Native Plants Society's Forests Forever Show.

*rehmsen@aol.com*



**Artist:** Betty White  
**Title:** Vigorous Ecuadorean, 87 years old  
**Medium:** Oil, 16 x 20

My subject was from a photo on an old 1973 National Geographic Cover. Loved his tired, old, worn look of his face and hands and the tilt of his head. I have a file that I save any photo that I think I would like to paint. I have done him twice.

*blnllwhite@aol.com*

## **GVA A Library Schedule for 2021**

**LIBRARY EVENTS FOR 2021  
HAVE NOT BEEN SCHEDULED DUE TO COVID 19.**

## **EVENTS: Special & Future Events**

### **SPRING FORWARD**

**Don't forget to visit our new virtual show at: [www.thegoletavalleyartassociation.org](http://www.thegoletavalleyartassociation.org)**

**Thank you, Pat Heller and Terre Sanitate for promoting our show and GVA A. Good Job!!**

**<https://www.goletamonarchpress.com/2021/04/is-it-your-time-to-paint/>**

## Special Letter from Jan Smith, GVAA Director, Membership

We have enjoyed sharing art, soliciting critiques and discussing our creative process at our monthly Zoom Get Togethers in 2021. Our next general Zoom member's meetings are September 16th and December 16th. Detailed announcements will be sent out prior to each meeting so members can let us know if they wish to participate. We look forward to seeing you then.

Best Regards,

*Jan Smith*, GVAA Director, Membership

Our **Sunshine Gal, Janet Hart** at [hartjanet84@gmail.com](mailto:hartjanet84@gmail.com) would like to know of anyone that is ill or has the dreaded COVID. We would like everyone to be healthy and creating masterpieces.

## It's Time to Picnic Again!

And it won't be on Zoom! Come join us for a member's picnic on Saturday, July 10, at Stowe Gove Park Area 2 from 11 a.m. to 2 p.m. Bring your favorite dish to share for the POTLUCK, do an ART PROJECT with Judi Doernberg and look forward to seeing each other IN PERSON! We'll be flying balloons to mark the spot. **WE ARE ASKING FOR RSVP'S THIS YEAR TO DETERMINE WHETHER WE WILL HAVE ENOUGH PEOPLE INTERESTED** so let GVAA events coordinator Pat Heller know if you plan to attend. Contact her at 805-898-2058 or email [patheller@cox.net](mailto:patheller@cox.net). HOPE TO SEE YOU THERE!

## Judy Edmondson, Director



When I first started doing art, I and everyone who knew me were surprised. I had done a variety of things. I co-founded PEP, a support program for new parents which is still going strong as a volunteer organization after more than 40 years. I was co-author of Choices, a book to help prevent the feminization of poverty by helping young women prepare for a realistic future. Several artists were integral to making Choices appealing to teens and greatly contributed to its success. I taught elementary school and more. Art began after retirement as I started taking beginning drawing through adult ed. Those classes introduced me to new friends and an enjoyment of creating art. I am happy to be a part of GVAA to support art and friendship in our community.

## Workshops & Classes

**Drawing Together** - Artists who prefer video instruction over books should check out Artists Network's Drawing Together Series, taught by Scott Maier. Tune in to the tutorial of your choice, using the links available at [artistsnetwork.com/drawing-together-live-video-streams](https://artistsnetwork.com/drawing-together-live-video-streams). After completing a lesson, you can share your drawing and comments with fellow students online. These free-of charge streaming videos are a great way to practice and stretch your drawing skills.



**Santa Barbara Museum of Art** offers Adult Studio Art Workshops (via Zoom). Drawing on Thursday, June 17 5-6 p.m. Free and Watercolor Painting: Still-Life, Tuesday June 22 at 55-6 p.m. Free registraion at: [www.sbma.net](http://www.sbma.net)

**Barbara Eberhart's** popular "Drawing Art History" classes are still available, this time on Zoom through her e-commerce website, [www.barbaraeberhart.com](http://www.barbaraeberhart.com). We still have Claude Monet, Georgia O'Keefe, and the fascinating Margaret Keane to explore. Everyone is saying they love learning about the artist's lives and personalities, and then the fun of drawing in their own style. Come join us! Saturday and Wednesday afternoons ~

**Albert Handell** Video Facebook page (<https://www.facebook.com/StreamlineArtVideo/>). Go here to see a 1 hour 27 minute segment of this DVD: <https://youtu.be/BYvkPY-3FNE> Go here to see a 3.24 minute trailer for this DVD: <https://youtu.be/fIW64e0zRmU>. If after you view the DVD (there is so much in the DVD) and you have any questions, or comments, please text him at # 505-603-1624, give him your return phone number, your comments will be welcomed.

**Pastel Live 1<sup>st</sup> Annual Presentation - Albert Handell** has been invited to participate in the 1<sup>st</sup> annual Pastel Live presentation. You can register here [alberthandell@msn.com](mailto:alberthandell@msn.com)

### **Golden Products class**

We have a second Zoom art workshop scheduled with Christina Ramos described below. It is scheduled for Thursday, June 17th from 1 to 5:30 pm with a 30 min break. Cost is \$45.

Please let me know if you are interested in being on the list and receiving more information - [euflanagan@gmail.com](mailto:euflanagan@gmail.com). It is not necessary to have attended the first workshop.

### **Painting The Still Life In Acrylics**

In this class we will learn traditional techniques to create a small still life. In the first half of the class, we will focus on values and their importance by painting a grisailles (monochromatic underpainting).

In the second half, we will explore color. Using techniques like glazing and dry brush applications, we will bring our subject to life. By the end of the class, you should have a better understanding of how to use acrylics to create life like images.



**Painting with Paulson**, featuring our local Master Artist, Buck Paulson on KCET Create Channel 131 on Thursday mornings at 10:30 to 11:00 a.m. And don't forget to check out [www.buckpaulsonutube.com](http://www.buckpaulsonutube.com) You can now join Buck Wednesday mornings at 10:00 to listen/interact and watch him paint some of his masterpieces via Zoom Live. For the month of June, you can also listen/interact/watch and send in a copy of your painting to have him critique it for you on Thursdays at 10:00 a.m. Contact [laurie@Alexanderart.com](mailto:laurie@Alexanderart.com) for the link.

**Skip Lawrence Workshop** returns to Santa Barbara for his 16<sup>th</sup> year teaching in Santa Barbara. The 2020 workshop was postponed to November 8 through 12, 2021. This year will be one week only with 20 participants. It will be held at the Community Arts Workshop. Sign up early to hold your spot for this popular teacher. For information and sign-up, contact [Ruth@grayspaceart.com](mailto:Ruth@grayspaceart.com).

**Distance Learning with Vlad** (Vladislav Yeliseyev), **Timeless Watercolor** – live online, videos, mentoring. [www.yeliseyevfineart.com](http://www.yeliseyevfineart.com)

**Classes at REH GraySpace Art** have resumed in-studio as of May 6<sup>th</sup> to the joy of all! The two classes are on Monday and Tuesday 9:30 to 12:30. A Student show with members of **GVAA, Colleen Janeé, Marianne Kugler and Pat Heller**, and SBAA, Peggy Odgers, will open June 18 and run through June 27.

### **Bridget Wolk Studio offers Zoom Classes**

**Colorful Whites, Blacks & Neutrals Painting Workshop July 12th, 19th, & 26th, 2021**

Are you looking to get a more exciting range of colors? Learn how to paint colorful white, black and neutral palettes with me. \$295, *all levels welcome*. The varied schedule is engaging and fun, and will include regular breaks to avoid Zoom fatigue. Included in the package are several detailed demos showcasing the canvas and palette while I discuss my process. There will be extended coverage on mixing and achieving a range of colors, and you will receive personalized guidance while interacting with fellow painters. No need to worry if you have to miss part of the workshop, as a recorded link will be provided for your perusal. I am excited to see what we will learn together! Please email me at [wolkart@earthlink.net](mailto:wolkart@earthlink.net) to reserve your spot.

## **Congratulations: Awards, Galleries, Exhibits, Sales**

### **GALLERIES**

**The La Cumbre Center for Creative Arts has 3 Art Galleries in La Cumbre.** There is only one remaining opening for a new artist to join. If interested, contact [Mike Cregan, cregan@west.net](mailto:cregan@west.net) The Galleries are filling up with artists' work that we are all producing in this "Isolate and Create" order. We would prefer that our work hang on art lover's walls rather than being stored in the back room of the LCCCA Galleries at La Cumbre Plaza or in our studios. We are offering a no charge, short-term loan of 3-6 months on selected artworks from the artists in the LCCCA galleries.

We believe an original art, on your wall is better than one in storage. If the piece sells online during the lending period, we will ask for it back, otherwise, it is yours to enjoy for the agreed upon lending period. We just want others to enjoy art as much as we do creating it.

The artists who are participating are listed below with their website & contact info:

Marie Arnold is an Abstract Expressionist [marie.arnold@verizon.net](mailto:marie.arnold@verizon.net); Marlyn Daggett Abstract Expressionism and Figurative large oil paintings <https://marlyndaggett.com>; Pali Szilvassy [palixplore@yahoo.com](mailto:palixplore@yahoo.com); Mary Dee Thompson The 2D works are abstracted landscapes, Sculptures are

highly abstracted human forms [marydeethompson.com](http://marydeethompson.com) [marydeethompson@cox.net](mailto:marydeethompson@cox.net); Judith Villa Works in Abstract Fluid Art [www.artworkarchive.com/profile/judith-villa](http://www.artworkarchive.com/profile/judith-villa); [JudithVillaArtist@gmail.com](mailto:JudithVillaArtist@gmail.com); Felice Willat does contemporary color photography [www.felicewillatphotography.com](http://www.felicewillatphotography.com); Brian Woolford creates Impressionistic Mystical Landscapes <https://www.artworkarchive.com/profile/brian-woolford> [woolfordb@gmail.com](mailto:woolfordb@gmail.com). Please make contact with the individual artist to explore their available artwork. And don't forget to look for the green dots in the LCCCA galleries for the items that are available for loan.

General inquires can be directed to Brian Woolford, [woolfordb@gmail.com](mailto:woolfordb@gmail.com), artist in charge of the Art on Loan program. The galleries have created an exciting Newsletter. To subscribe e-mail [www.lacumbrecenterforcreativearts.com](http://www.lacumbrecenterforcreativearts.com) or [marie.arnold@verizon.net](mailto:marie.arnold@verizon.net).

**Santa Barbara Museum of Art** the Santa Barbara Museum of Art is now open and pleased to welcome visitors back into the galleries! Advance online reservations are encouraged in order to ensure social distancing at tickets. Admission is currently free. To view current exhibitions, visit [here](http://www.sbma.net). [info@sbma.net](mailto:info@sbma.net) See Section on Classes offered.

**Robin M. Gowen's** oil paintings will be featured in a show at Sullivan Goss Art Gallery May 28 - July 26 at 11 E Anapamu St, Santa Barbara, CA 93101, hours 10 AM to 5:30 PM daily.

**SALES; Congratulations!!** (Some are listed above in Submitted Works).

## **EXHIBITS**

**Elizabeth U. Flanagan** has 2 pieces in GVAA's Spring Sprang Sprung Virtual Summer Show on [TheGoletaValleyArtAssociation.org](http://TheGoletaValleyArtAssociation.org). The show is up from April 1<sup>st</sup> - July 31<sup>st</sup>.

**Elizabeth** also has 4 pieces in Santa Barbara Visual Artists' Virtual Summer Show May 10th - August 10 at [www.SBVisualArtists.com](http://www.SBVisualArtists.com).

**John M. Williams:** I have been privileged to be one of 40 artists selected to submit a painting for sale. Exhibit will celebrate the Mission's 200th year anniversary, 1820-2020 but due to Covid shutdown last year it will occur this year. Exhibit will open on June 1<sup>st</sup>, 2021 and will run through Labor Day Sept 6, 2021. All works may be scenic view, of the gardens or perhaps a still life-take from Old Mission collections. All sales will be 50 percent split to artist and 50 percent to the Mission campaign.

**Pamela Benham's** paintings were juried into two virtual exhibitions: What the Morning Brings by New York City Women's Caucus of the Arts, <https://www.wca-nyc.org/blog> and Hammond Museum's March Exhibition by Hammond Museum, Salem, NY, up from March 6, 2021 to **March 4, 2022**, <https://www.hammondmuseum.org/march-virtual-exhibition>.

**Holly Hungett** is happy to announce being accepted into the Art From The Trail exhibit at the Wildling Museum in Solvang. This show is also sponsored by SCAPE and runs from April 17, 2021- October 3, 2021. The museum will be open with reduced capacity. "Morning Walk," Acrylic on paper 5x5"

**Pat Heller** has had two paintings accepted into the Westmont Tri-County Juried Exhibition which will open at the college's Ridley-Tree Museum on May 20 to June 19. The paintings, titled "Life, Death, Hope 1" and "Life, Death, Hope 2", were done in response to the death of George Floyd in 2020 and the global outcry that followed, lifting hope for true change ahead. **Pat's "Life, Death, Hope 1" was listed 2<sup>nd</sup> in Westmont's June e-mail newsletter. "Life, Death, Hope 2: is in submitted works above.**

**Holly Hungett** is pleased to announce the acceptance and award of honorable mention for the group of 3 paintings at the Westmont Ridley Tree Art Museum Show This is for the Annual Tri-County Juried Exhibition AT the EDGES (through June20). All are acrylic on paper. Field of Dreams, At the Edge of the Day and Path to the Bluffs. 2 of those paintings At the Edge of the Day and Path to the Bluffs have sold.

I was asked to submit a painting for the show For the Seventh Generation in Portland, Oregon sponsored by Elizabeth Jones Gallery. The intention of the show is to bring awareness to all 1300 miles of the west coast from southern California to the northern edge of Washington State coast. A 3-day multi-media art event will take place at the LINCOLN Oregon Art center in late July before the paintings return to Portland. I have loved and walked this part of our Santa Barbara coastal area for the 35 years I have lived in Santa Barbara. The Coal Oil Point Preserve is a very iconic image of our area with the bluffs and scraggly trees at the end of the point. I knew it would be a fun painting to work on. I started with a small 4x8" sketch to work out some of the general compositional elements and color schemes. I enlarged the final sketch and drew it on to the 24x48" birch plywood panel. It took me about a month to complete the painting after the initial drawing process. Having a deadline kept me going forward and I knew I had to work steadily. I did go through some major renovations between sketch and final painting. I used my iPad PRO and PROCREATE painting app almost daily to try out various ideas before putting them in paint. This painting project really helped me to gain more confidence in my painting skills.

**Debbie Watts** has 2 paintings "Three Amigos" and "Full Moon Rising" in the Group Show online through Gallery 113 from June - Aug 2021. Here's the link: <https://gallery113sb.com/group-show-june-august-2021/>

**Debbie** also has 4 paintings in the Santa Barbara Visual Artists Summer Virtual Exhibition that runs through Aug 10th: <https://www.sbvisualartists.com/summer-virtual-gallery.html>  
Above under Submitted Work, "Full Bloom III" is 1 of the 4 paintings in the SBVA show.

**Merith Cosden** in addition to the above Submitted Works, Merith also has a painting titled "Under the Sea" now showing at the Tennis Club in their Aquatic Exhibit until July 1<sup>st</sup>. It is a 12 x 12 acrylic. Watch for it in next month's Newsletter.

**Adria A Abraham** has a mixed media piece titled "Sea Seeds" juried into the AQUATIC exhibit at the Santa Barbara Tennis Club through the month of June. It is truly a "mixed" media piece on canvas that includes handmade paper from Tibet, clay, rayon threads, acrylic paint, ink, and iridescent accents. The AQUATIC show is always a visual treat during the heat of Summer.

**Kelly Hildner's** watercolor, "Douglas Iris" was juried into the Academic Arts Association 71<sup>st</sup> Annual Exhibition of Traditional Realism. It is shown above in submitted works.

**Ron Ehmsen** had two acrylic paintings accepted into the California Native Plants Society's Forests Forever Show. His painting "Restoration" is shown above in submitted works.

## Tips & Techniques

### Color Science and Art

**"A visual perception of a color is almost never seen as it really is – as it physically is.  
This face makes color the most relative medium in art". Josef Albers**

**Color – it's science, its expressiveness, its psychology – is one of the most fascinating aspects of creating art. Throughout the history of art, color was sometimes limited by the number of pigments**

available. But now we have access to many, many pigments, making a very wide range of colors available to artists. Not all artists use a full range of colors in their work, however. Often, artists enhance a mood or give a specific look to their painting by limiting the colors they use.

## Color Perception

We perceive light through our optical system. Our eyes pick up light, which varies in wavelength, and transmit the information they receive to our brain. When we look at an object we do not see the wavelengths of light that are absorbed into the objects – just the wavelengths that are reflected. On a green apple, the green wavelength is reflected and that is what we observe as the apple color.

The retina of an average human eye contains a set of photoreceptor cells called cones and rods. Cones enable us to see colors (red, green, and blue), and rods, which perceive only black and white, help us see in low light conditions. As light enters the eye, our photoreceptor cells send information from the retina to the brain. This is how we experience color.

## Observed Range of Color vs Pigment Range

We see more colors in nature than we can see on a TV or computer screen. And we see more colors on a TV or computer screen than we can reproduce with pigments. Therefore, we cannot reproduce in paint the full range of colors we see in nature or even on a screen. The range of values and colors achievable in paint is always a compression of what we can actually see. (That said, you can achieve a very wide range of color with pigments.)

## Additive vs Subtractive Color

There are two common ways to create color images: additive color and subtractive color. Additive color is color that is emitted from a light source such as a computer monitor or TV screen. The three primary colors of additive color are red, green, and blue (RGB). When they are mixed together they produce white light. Subtractive color is reflected color, its primaries are cyan, yellow, and magenta; when mixed, they produce black. The CMYK system used in color printing adds black = symbolized by the letter K – to the three primaries). When working with pigments, we're working with a subtractive color system.

## The Two-Dimensional Color Wheel

**“All Colors are the friends of their neighbors and the lovers of their opposites”.** Marc Chagall

The familiar color wheel takes the form of a two-dimensional circle. This color wheel can be used in painting to develop color schemes that limit the number of colors in a painting in order to build color unity. This unity can affect how the painting is perceived by viewers – the mood or feeling it evokes.

## Primary Colors

The primary colors are three colors that cannot be made by mixing other colors together. Traditionally, blue, yellow, and red have been considered the three primary colors. Traditionally, blue yellow and red have been considered the three primary colors, but a modern approach uses cyan, yellow, and magenta.

## Tip

Keep your color mixtures simple. Try never to use more than three tube colors when mixing a color. Two is better because there are only two variables, it's relatively easy to mix the same color again. When you mix three, it gets a bit tougher to arrive at the exact same color mixture. Taking notes about the amount of tube colors you use can help.

The above tip is from the book *The Art of Still Life* by Todd M. Casey, Artist, Teacher and Author.

**“There is no abstract art. You must start with something”. Pablo Picasso**

## **Areas of Interest to Artists**

**Acrylic Works 9 – the Best of Acrylic Paintings.** Let your creativity shine when you enter Artists Network’s 9<sup>th</sup> annual contest for acrylic painters! All styles and subjects are welcome. Top winning pieces will earn cash prizes and be featured in a special edition of Artists Magazine, which will also include a select number of honorable mentions. 1<sup>st</sup> place \$2,000; 2<sup>nd</sup> place \$1,000; 3<sup>rd</sup> place \$500 and a select number of honorable mentions. Early Bird (save \$10) Deadline: August 16, 2021 Final Deadline: October 18, 2021. Learn more at: [www.artistsnetwork.com/art-competitions/acrylic-works/](http://www.artistsnetwork.com/art-competitions/acrylic-works/)

**Splash 23 The Best of Watercolor Paintings.** Artists Network is pleased to announce the 23<sup>rd</sup> Annual Splash Competition, celebrating artists working in water media, is now open for entries with awards juror, Mary Whyte, 1<sup>st</sup> place \$2,000; 2<sup>nd</sup> place \$1,000; 3<sup>rd</sup> place \$500 and 10 honorable mentions and a select number of finalists. All winning artwork will appear in a special issue publication. Early Bird (save \$10) deadline: March 15, 2021 and Final Deadline: June 14, 2021. Learn more at: [www.artistsnetwork.com/art-competitions/splash](http://www.artistsnetwork.com/art-competitions/splash).

**13<sup>th</sup> Annual Watermedia Showcase.** Now Open for entry! Grab your watercolor supplies and enter the 13<sup>th</sup> Annual Watermedia Showcase competition for your chance to win up to \$2,500 in cash and publication in a special issue of Watercolor Artist. Early Birds save \$5 by June 28! Final deadline August 16, 2021. [www.ArtistsNetwork.com/Art-Competitions/Watermedia-Showcase](http://www.ArtistsNetwork.com/Art-Competitions/Watermedia-Showcase).

**Artists Network** wants to honor your artistic excellence. This competition is open for all artists in a variety of style, subjects and mediums. First place winner \$2,000; Second place winner \$1,000; Third place winner \$500; and a select number of honorable mentions. Early Birds save \$5. Deadline May 24, Final deadline July 30, 2021. More information at [www.artistsnetwork.com/art-competitions/artistic-excellence](http://www.artistsnetwork.com/art-competitions/artistic-excellence).

### **The Buena Ventura Abstract Artist Collective Monthly ZOOM Gatherings**

The next Buena Ventura Abstract Artists Collective Meeting will be held in July. E-mail Joe for date. This is a Zoom meeting of abstract artists from Santa Barbara and Ventura counties. Artists send in images of their artwork ahead of the meeting to be displayed and discussed during the meeting.

Each month there are several challenges to be met. Artists can do as few or as many as they like, and if they don't have a piece to discuss they're welcome to come and enjoy the company!


This coming month the challenge is an "open" challenge. Bring something you're looking for feedback on. Another challenge this month is: black and white with another accent color.

There is no charge for "membership". All it takes is to send an email to Joe Osborne at [joss1952@gmail.com](mailto:joss1952@gmail.com) to be put on the mailing list. Zoom invitations go out the day before the meeting.

### **Books, DVDs & Links**

Planned Parenthood Book Sale at Earl Warren, September 16 – 26<sup>th</sup>.

The Great Courses is now having its Summer Warehouse Clearance. [www.thegreatcourses.com/NAX](http://www.thegreatcourses.com/NAX)



**From Where I Sit: Essays/Art by GVA member Judy Ann Gilder** has just been published. Email Margaret Kay Dodd at [studiokarts@earthlink.net](mailto:studiokarts@earthlink.net) to purchase the book directly, or buy it on [Amazon.com](https://www.amazon.com). "Judy Gilder began to paint in 1996 — small watercolors, abstract and vibrant. Working on the tray of her wheelchair, painstakingly applying paint to paper, she “found something I could do”. The book also details Judy’s long struggle to leave an institution and finally live in her own home. 96 pages. 81 watercolor paintings. Price: \$26. **SPECIAL OFFER FOR GVA MEMBERS: \$20.** Editor’s Note: The background on the front cover (shown) is a painting by Judy.

## **MISCELLANEOUS**

It doesn’t matter if you’re a painter, photographer or graphic artist. If you create an original image, you can sell it on **FineArtMercia**, one of the oldest and best-established print-on-demand sites. FineArtAmerica encourages artist to sign up and upload their work to be sold on everything from prints to puzzles. The site does the work. It markets your art through the website and a smart phone app that shows your image on everything from a 3-D framed canvas to T-shirts, mugs, shower curtains and phone cases. You can even decide to offer it on tote bags, towels or yoga mats and they have just introduced ‘stickers’ with your art work on it, sizes 2” x 2” and 6” x 6” that will cling to small smooth surfaces and can easily be removed!! FineArtAmericas [www.merchandising@art.com](mailto:www.merchandising@art.com) is only one of several well-regarded print-on-demand sites: artists may also want to sign up with **Society6** at [www.society6.com](http://www.society6.com) and **RedBubble** at [www.redbubble.com](http://www.redbubble.com) Another company that provides print products for artists is: [www.pixels.com](http://www.pixels.com) FineArtAmerica

## **REMINDER**

**All Members are invited to participate in your newsletter.** Just send your information to: Your GVA Newsletter Editor, **Betty White** at: [bnllwhite@aol.com](mailto:bnllwhite@aol.com)

- Your Editor would like your tips and techniques on Pastels, Watercolors, Acrylics, Oils, and mixed mediums.
- Information about your sales, commissions, gallery hangings and any miscellaneous art related items you would like to sell, trade, or donate.

**All Members Please Stay Safe and Stay Well.**

**GVA is an organization where you can grow  
both personally and professionally.**

The Goleta Valley Art Association

# Spring Forward



Porter Trail by Mirella Olsen

**VIRTUAL EXHIBITION & SALE**

[WWW.THEGOLETAVALLEYARTASSOCIATION.ORG](http://WWW.THEGOLETAVALLEYARTASSOCIATION.ORG)



