



**November 2020**

[www.tgvaa.org](http://www.tgvaa.org)



## **A Message from our President**

### **October's Party**

**By: George Cooper**

**October gave a party;  
The leaves by hundreds came-  
The Chestnuts, Oaks, and Maples,  
And leaves of every name.  
The Sunshine spread a carpet,  
And everything was grand,  
Miss Weather led the dancing,  
Professor Wind the band.**

**As I write this letter, it is the beginning of October and when I think of October and Fall, I always think of my sister Maura, as an 8 year old, reciting this poem in our kitchen in NYC. It evokes so beautifully the feelings and visuals of Fall in the East.**

**Here in California, as we head into Fall, our days grow shorter and darker. There is some leaf coloring but not like the blazing canopies we see in the East.**

**The GVAA board continues to develop opportunities for its members. Last month, we had another very successful workshop with Carissa Luminess, Artist and Art Teacher with Adult Ed. About 25 people attended via Zoom to learn about Art Biz – how to promote yourself and your art using social media. The information and links provided were very helpful. Thank you so much Carissa.**

**Thank you also to Paula Gregoire-Jones who continues to develop our new website. We are planning on unveiling the site to the public on December 1<sup>st</sup> with the announcement of our holiday Picassos for Peanuts virtual show. You can check out the new site at [www.thegoletavalleyartassociation.org](http://www.thegoletavalleyartassociation.org).**

**Each member can submit up to 3 pieces instead of the usual one. All pieces must be priced at \$300 or less. Submit your pieces to Paula at [pgregoire-jones@verizon.net](mailto:pgregoire-jones@verizon.net). You can submit from now until November 15<sup>th</sup>.**

**We plan a big Press Release push starting in mid-November. We will also send the PR notices out to GVAA members to share with family, friends and art lovers in your lives.**

**As always, please keep well and stay safe**

*Elizabeth U. Flanagan*

## Submitted Works

The painting below was reversed in our October issue; only the computers know why. However, every artist's work should be displayed as the artist intended; therefore, below is the correct view. My apologies to the artist. Your Editor



**Artist:** [Mirella Olson](#)

**Title:** **Springtime at San Marcos Growers**

**Medium:** **Oil, 16 x 12**

Finally, I can send you a happy painting: "Springtime at San Marcos Growers Nursery". I started the painting at the beginning of March and I finally got the motivation to finish it.

[mirellart@verizon.net](mailto:mirellart@verizon.net)



**Artist:** [Mary Freericks](#)

**Title:** **Flight**

**Medium:** **Oil, 19 x 26 approx.**

This is the painting I sold at the S.C.A.P.E. SHOW for the benefit of the maritime museum

[maryfreericks@yahoo.com](mailto:maryfreericks@yahoo.com)



**Artist:** [Anthony Galvan](#)

**Title:** **Anacapa Crossing, 9 x 12**


**Medium:** **Collagraph**

My collagraph is on illustration board. I sketched out the porpoise first in various poses from photos and sculptures. I added the Anacapa arch after looking at a watercolor I had painted years ago and decided to go with a stormy sea approach and the porpoise frolicking in the waves. Edition of 10. It sold at the recent SCAPE

show held virtually by the Santa Barbara Maritime Museum.

[zoomlgala@gmail.com](mailto:zoomlgala@gmail.com)





**Artist:** [Richard Erskine](#)  
**Title:** **Pool above Waterton Lake**  
**Medium:** **Oil, 14 x 11**

I have a series of three paintings all different views of the same pool in a stream in the Canadian Rockies above Waterton Lake! Photos taken on a Geology Summer field trip in 2001 that I did the food for. I did that every other summer for a few years. I dug photos of the pool out of a large box of similar photos, that I will continue to mine for inspiration. One of the perks of my job teaching food preparation & service at SBCC. This is the first picture you would see as you climb the mountain, is the long straight waterfall.

[rx4erskine@gmail.com](mailto:rx4erskine@gmail.com)



**Artist:** [Merith Cosden](#)  
**Title:** **Autumn Colors**  
**Medium:** **Acrylic, 12 x 12 canvas**

This is my abstract painting of forest foliage in red, orange, yellow and copper.

[cosden@education.ucsb.edu](mailto:cosden@education.ucsb.edu)



**Artist:** [Mooneen Mourad](#)  
**Title:** **Two Angels**  
**Medium:** **Acrylic Art Florals & Angels**

I have 5 pieces of ceramic wall art in the Goleta Virtual show on line. I am also showing 8 pieces of framed acrylic art florals and angels, for 3 months at the Elate Salon in Naperville, Illinois and art at the Wells Fargo Office in Schaumburg, Illinois as well.

[mooneenmouradartist@gmail.com](mailto:mooneenmouradartist@gmail.com)





**Artist:** [Elizabeth U. Flanagan](#)

**Title:** **St. Mary Magdalene**

**Medium:** **Acrylic, 12 x 12 on canvas**

**This is the painting of St. Mary Magdalene that sold during the Zoom Art Reception. It is 12x12, acrylic on canvas. Needless to say, I was thrilled. I am currently in a course studying Mary Magdalene and am more inspired than ever by her.**

[euflanagan@gmail.com](mailto:euflanagan@gmail.com)



**Artist:** [Tanda Jacobs](#)

**Title:** **Lotus Pond**

**Medium:** **Oil, 16 x 20**

**While I was a docent at Lotus Land, I took lots of pictures of this beautiful place. This painting is of the Lotus Pond.**

[Tandaj21@gmail.com](mailto:Tandaj21@gmail.com)



**Artist:** [Terre Martin Sanitate](#)


**Title:** **Four Colors Times Six**

**Medium:** **Mixed Media on w/c paper  
18 x 24**

**I have not used collage materials in many years and Laura Denny (adult ed instructor) provided this challenge. It was exciting to use an "automatic drawing" exercise as a pattern to hold paint and collage material. The shapes and limited palette led me to develop an Asian theme.**

[terre.sanitate@gmail.com](mailto:terre.sanitate@gmail.com)





**Artist:** [Jean Johnson](#)  
**Title** Church on State Street  
**Medium** Oil on Canvas, 16 x 20

**I love how the sunlight reflects off of the stone work!**

[jjgreetso@yahoo](mailto:jjgreetso@yahoo)



**Artist:** [Holly Hungett](#)  
**Title:** Huntington Lake  
**Medium:** Gouache, 5 x 7

**In the High Sierras. I have been exploring gouche painting since mid-April and am creating paintings from my own photos of various places I have traveled.**

[hollyh@sbceo.org](mailto:hollyh@sbceo.org)



**Artist:** [Judy Ann Gilder](#)  
**Title:** The Dance  
**Medium:** Watercolor

**This is one of my paintings from my book, From Where I Sit: Essays/Art by Judy Ann Gilder that will be available in December 2020.**


[studionkarts@earthlink.net](mailto:studionkarts@earthlink.net)



**Artist:** [Diana Sunukjian](#)  
**Title:** **The Chosen Cherub**  
**Medium:** **Collage**

The cherub is from a photo I took of this statue at the Serra Retreat Center in Malibu. I copied the photo onto a piece of light gray card stock and then cut out the cherub and used various papers for the rest of the collage. During the upheaval of Covid and the upcoming election, wouldn't we all like this sweet cherub praying for us?

[d.sunlover@gmail.com](mailto:d.sunlover@gmail.com)



**Artist:** [Betty White](#)  
**Title:** **Almost Wine**  
**Medium:** **Oil on Canvas, 16 x 20**

This is an experimental painting with complimentary colors and shadows. Was taken from a photo in an advertisement for vineyards in Santa Barbara.

[blnllwhite@aol.com](mailto:blnllwhite@aol.com)

## **GVA A Library Schedule for 2020**

**ALL GVA A SCHEDULED LIBRARY EVENTS FOR 2020  
ARE CANCELLED DUE TO COVID 19.**

## EVENTS: Special & Future Events

### Picassos For Peanuts - 2020

Our new website will be up and running by December 1<sup>st</sup>. Picassos for Peanuts will be our first virtual show on the new site. All members are invited to submit up to 3 pieces for this show on our new website. All pieces must be priced at \$300 or less. Submit your pieces to [pgregoire-jones@verizon.net](mailto:pgregoire-jones@verizon.net). The deadline for submission is November 15<sup>th</sup>. This will allow Paula ample time to get the show up in time for our big opening.

### Special Letter from Jan Smith, GVAA Director, Membership

Our next GVAA Zoom together will take place on Thursday, October 15<sup>th</sup> 2-3:30. Let's discuss:

- How you plan to utilize the marketing tools presented in Carissa's Luminess' workshop or other workshops you may have attended?
- The success of art classes in Zoom and suggestions on how they could be better?
- Share work in progress or finished for feedback from the group.
- Suggestions for new workshops
- Questions and Answers about GVAA

To join our GVAA Get Together in Zoom Meeting on Thursday, October 15<sup>th</sup> 2-3:30, email "Yes" to [jansmith.sb@gmail.com](mailto:jansmith.sb@gmail.com) with the subject "GVAA October Get Together in Zoom" no later than 5:30pm Wednesday, October 14<sup>th</sup>. A follow up email will be sent with the actual Zoom invitation and link by Noon Thursday, October 15<sup>th</sup>. We look forward to seeing you.

Best Regards,

*Jan Smith*, GVAA Director, Membership

Our **Sunshine Gal, Janet Hart** at [hartjanet84@gmail.com](mailto:hartjanet84@gmail.com) would like to know of anyone that is ill or has the dreaded COVID. We would like everyone to be healthy and creating masterpieces.

### Members' Website Links

If you would like to have a link to your personal website, Instagram or Facebook account on GVAA's new site, please send to Paula at [pgregoire-jones@verizon.net](mailto:pgregoire-jones@verizon.net). Please make sure you include a picture of your work for Paula to use to identify your website. If you already have a link with us, and have not provided a preferred picture to Paula, please do so now so she can update the new site. You may also send a new picture if you currently have a link. GVAA's new web site address is: [www.thegoletavalleyartassociation.org](http://www.thegoletavalleyartassociation.org).



## Workshops & Classes

**Free Art Classes – Museum of Modern Art in NY.** Pat Heller has shared a link to the Museum of Modern Art in NY. She has been enjoying free art classes available through this link. Art with the Masters is at our fingertips. Check out [www.cousera.org/learn/painging](http://www.cousera.org/learn/painging).

**Drawing Together** - Artists who prefer video instruction over books should check out Artists Network's Drawing Together Series, taught by Scott Maier. Tune in to the tutorial of your choice, using the links available at [artistsnetwork.com/drawing-together-live-video-streams](http://artistsnetwork.com/drawing-together-live-video-streams). After completing a lesson, you can share your drawing and comments with fellow students online. These free-of charge streaming videos are a great way to practice and stretch your drawing skills.

**The Carpinteria Arts Center** is offering free art and craft virtual classes this Fall. Many classes also include a free or low-cost supply kits. **Paula Gregoire-Jones** is offering her "Fabric Bead Making" class. See <https://carpinteriaartscenter.org/pro/w> for a list of all classes available and to sign up. Limited class kits are available, so sign up soon to reserve yours.

## Congratulations: Awards, Galleries, Exhibits, Sales

### GALLERIES

**The Illuminations Gallery** has reopened in La Cumbre Plaza. Located behind Islands Restaurant, it is open Thursday - Sunday, 12:00 to 4 pm. The gallery exhibits the work of 7 artists: **Michael Mead, Rebecca Marder, Pali Szilvassy, Mary Thompson, Judith Villa, Felice Willat, and Brian Woolford.**

**The La Cumbre Center for Creative Arts has 3 Art Galleries in La Cumbre.** There is only one remaining opening for a new artist to join. If interested, contact **Mike Cregan, [cregan@west.net](mailto:cregan@west.net)**

**The Governor's Art Show** at the Loveland Museum, September 26 to November 1. You can view the artists and their works at: [www.governorsartshow.org](http://www.governorsartshow.org).

**Elizabeth U. Flanagan** is exhibiting a giclee print copy of "The Notorious RBG" in the window of Gallery 113. A thought bubble saying VOTE has been attached to the print.

**Elizabeth** will be a featured artist with Gallery 113 in November. She will be exhibiting on the Mezzanine.

**Ruth Ellen Hoag** is one of five women artists in the group exhibit, "5 on the Rise" at Gray Space Gallery, 219 Gray Avenue, SB. The show runs September 18 thru October 11. The exhibit will continue on-line at [GrayspaceArt.com](http://GrayspaceArt.com) through December. <https://grayspaceart.com/5ontheRise/> "5 on the Rise" is also featured in the current issue of Food and Home magazine, <https://issuu.com/citycreative/docs/fh0920-fpo1/57>

**The Getty** – Check out Ed Ruscha's Photograph Tour of Sunset Boulevard in 1966 at: <https://12sunsets.getty.edu/map/1985?mode=normal&d=0.41923&flip=false> Just click 'exit' after the introduction and move your little yellow truck along Sunset Boulevard. Enjoy.



## **SALES, Congratulations!!**

**Elizabeth U. Flanagan** sold her painting “St. Mary Magdalene” during the Zoom Art reception with Santa Barbara Visual Artists on September 10th. The reception was recorded and is available on [SBVisualArtists.com](http://SBVisualArtists.com). Click on the Fall Virtual Gallery tab.

**Elizabeth** also sold a giclee canvas print of “The Notorious RBG” to a customer in NYC.

## **EXHIBITS**

Visit [tgvaa.org](http://tgvaa.org) and click on events: to see the greatest exhibit of the Goleta Valley Art Association members works in one place. This great exhibit was created and organized by GVAA member, **Paula Gregoire Jones**, [pgregoire-jones@verizon.net](mailto:pgregoire-jones@verizon.net). Over 80 + works are shown.

**Elizabeth U. Flanagan** has four pieces displayed with the Goleta Valley Art Association's virtual show. The show at [www.tgvaa.org](http://www.tgvaa.org) under the events tab, features over 100 pieces from GVAA artists on their web site . New selections are added often.

**Ruth Ellen Hoag** was honored to be juried into *Brand 48 Annual National Juried Exhibition of Works on Paper* Brand Library & Art Center. This year it is a virtual show <https://www.brandlibrary.art/brand48?pgid=kew1iacj-662e4572-6427-44e5-87b8-3034d13040b4>

**Ruth Ellen Hoag** will be Featured Artist in the November edition of Montecito Neighbor, a direct mailed monthly to homes in Montecito.

**Ann Elliott** has two mono prints that were accepted into the Carpenteria Art Center Printmaking and Jewelry Show. “Mind’s Maze” and “Rune Markings”, both are works on paper, 11” x 14”. You can see the show at [www.carpenteriaartcenter/artistsstudiotour.com](http://www.carpenteriaartcenter/artistsstudiotour.com) or see a few pieces highlighted each week in the CAC window.

**Mooneen Mourad** has 5 pieces of ceramic wall art in the Goleta Virtual show on line. Mooneen is showing 8 pieces of framed acrylic art florals and angels, for 3 months at the Elate Salon in Naperville, Illinois and art at the Wells Fargo Office in Schaumburg, Illinois as well.

**Virginia Pierce** will be having a month-long show during November at Ojai Coffee Roasting Co., 337 E. Ojai Avenue, Ojai, CA. Come by if you can.

**T&T Local Artisans Enterprise** at 515 Bell Street in Los Alamos is open again for business, Thursdays to Monday from 10am to 6pm. (closed Tues. and Wed.) **Paula Gregoire-Jones**, one of the 60 plus artists represented, has a display of her jewelry, stained glass and mosaic work at the gallery. Los Alamos is a great place to get away for the day, many of the excellent local restaurants are open with outdoor seating. See the website at [locartent.com](http://locartent.com) for more information.

## **CALL FOR ALL ARTISTS**

T-Shirt Competition for **North Campus Open Space (NCOS)**: We are seeking submissions of original artwork for an NCOS t-shirt that we plan to make available at a grand opening in the spring. The artwork should portray either the physical aspects of the site, wildlife and/or vegetation found on site, or another creative concept that represents NCOS. A \$200 award will be given for the artwork selected for the t-shirt design. Submissions should be received no later than February 28, 2021. Contact [ncos@cber.ucsb.edu-news](mailto:ncos@cber.ucsb.edu-news) for more information.

Information about the competition is in the NCOS newsletter...The T-shirt information is about midway through the newsletter You will see John Iwerks' T-shirt rendition for the Groundbreaking ceremony in 2017. <https://www.ccber.ucsb.edu/ncos-news>

But, beyond just a T-shirt design competition, there are many more exciting art possibilities coming at NCOS. All this is in the making, and funding for the structures is in progress.

## Tips & Techniques

### THE COLOR OF FLESH

**Editors Tip:** When mixing, always mix dark into light (to avoid making a quart).

**Possible Flesh Mixtures for the 5 Basic Tones:**


- 1. Body Tone:** Move a big glob (1/2 teaspoon) of white into the mixing area of the palette. Into a corner of it add yellow ochre and some Cadmium Red Light. Move more bright yellows and bright red, as needed, or duller warm colors, such as Burnt Umber, Burnt Sienna into the puddle. Don't be afraid to make this mixture colorful. The first application of the body tone should be strong enough in coloration to withstand a subsequent lightening. Your paint mixture shouldn't be thin and runny. You'll know it's a good consistency if you can't see the color of your palette through it. This mixture can be spread on the canvas by the dampness of your brush.
- 2. Body Shadows:** Near the flesh puddle on your palette, mix some Sap Green, black and Alizarin Crimson in a dark tone that contrasts the tone of the flesh mixture.
- 3. Cast Shadows:** Darken the body shadow mixture with Burnt Sienna and a touch of Thalo Blue.
- 4. Lighter Body Tones:** Into a new glob of white add amounts of warm color, such as Cadmium Yellow Light, Cadmium Orange, Cadmium Red Light.
- 5. Highlight:** Add a little Cadmium Yellow Medium and Alizarin Crimson to white making a very light tint. Work this mixture into the flesh on the planes of the face that seem to shine.
- 6. Color in the Shadows:** Into the shadows mixture add a touch of white, Raw Sienna and Light Red.
- 7. Reflections:** Add a touch more white into the color into shadow mixture plus any color that seems to be influencing or reflecting into the shadows.
- 8. The darkest dark:** Mix Burnt Umber, Alizarin Crimson and a touch of Thalo Blue into a corner of the shadow mixture for nostrils, corners of the mouth, and shadows on the eyes from the upper lids.

**The Whites of the eyes are not white:** Even the highlights in eyes are not white. The whites of eyes are the model's basic flesh color lighted a bit with a gray made of Black and White. The highlight is a very light, warm gray (Black, White, Yellow Ochre).

These mixtures are merely a guide, not guaranteed to record a person's flesh colors. People's skins not only vary in color but in texture as well. Add to these variations, different lightings, such as soft, flattering, strong or harsh. Don't be tempted to paint babies from photographs; their skin is too delicate and their likeness too fragile. This kind of challenge is too hard to meet without some experience gained from working on more substantial models.

**Helpful Hint:** This factor can be used as a corrective measure: lighten a subject's color by darkening the background or darken them by lightening the background.





Reference: [Color Mixing the Van Wyk Way by Helen Van Wyk](#) ISBN 0-929552-18-0

**‘Nature is painting for us, day after day,  
pictures of infinite beauty’, John Ruskin**

## **AREAS OF INTEREST TO ARTISTS**

**Call for All Artists – Over 60 years Young! All mediums, styles and subjects accepted!** Showcase your talent by entering this exciting competition, brought to you by Artists Magazine. This contest is for artists age 60+ working in all traditional art media. Make sure to enter before our early bird deadline to get \$5 off your entry. Early Bird Deadline is October 1<sup>st</sup> and the regular deadline is November 1, 2020. Winners will receive \$250 in cash and will be featured prominently in the April 2021 issue of Artists Magazine. [www.artistsnetwork.com/art-competitions/over-60/](http://www.artistsnetwork.com/art-competitions/over-60/)

**Colored Pencil – Call for Entries - (and With other Media).** The Colored Pencil Society of America encourages artists to explore using colored pencil with other media on three dimensional objects , or an artist prepared surfaces. Cash and Product awards include a \$2,000 Best of Show and EXPY award. This exhibit remains online for a full year beginning February 1, 2021. Entries: September 15 to November 15, 2020. Download the prospectus at: [www.cpsa.org/ETA](http://www.cpsa.org/ETA).

## The Buena Ventura Abstract Artist Collective Monthly ZOOM Gatherings

### The "Getting to Know" Series

On Wednesday October 21 @4pm the Buena Ventura Abstract Artist Collective will present the third in their "Getting to Know" series. Mark Bradford is known for his grid-like abstract paintings combining collage and paint. He has been featured in a CBS presentation with Anderson Cooper, and is well known for his hairdressing end paper works one of which Cooper owns. Come join other artists in reviewing his work, and discussing his process and story.

This is a Zoom online meeting, and is free to all. All it takes is to send an email to Joe Osborne @ [joss1952@gmail.com](mailto:joss1952@gmail.com) to be put on the mailing list. Zoom invitations go out the day before the meeting. The next Buena Ventura Abstract Artists Collective Meeting will be held on Wednesday, November 4 @4pm. This is a Zoom meeting of abstract artists from Santa Barbara and Ventura counties. Artists send in images of their artwork ahead of the meeting to be displayed and discussed during the meeting.

Each month there are several challenges to be met. Artists can do as few or as many as they like, and if they don't have a piece to discuss they're welcome to come and enjoy the company!

This coming month the challenges are:

1. Select your favorite artists and produce something inspired by their work.
2. An "open" challenge. Bring something you're looking for feedback on.
3. Five shapes.... any five shapes with any palette.

There is no charge for "membership". All it takes is to send an email to [@ Joe Osborn @ \[joss1952@gmail.com\]\(mailto:joss1952@gmail.com\) to be put on the mailing list. Zoom invitations go out the day before the meeting. \*\*FACEBOOK: Buena Ventura Abstract Artist Collective\*\*](mailto:Joe Osborn)

### Books & DVDs

From Where I Sit: Essays/Art by GVAA member **Judy Ann Gilder** will be available in December 2020. Details on where to purchase the book will be found in our December newsletter. Judy Gilder began to paint in 1966 – small watercolors, abstract and vibrant. Working on the tray of her wheelchair, painstakingly applying paint to paper, she found 'something I could do'. Check out her work above in Submitted Works.

**Gallery and Art DVDs plus Books** with great Professors narrating are available at [www.TheGreatCourses.com](http://www.TheGreatCourses.com)

**The Honest Art Dictionary: A Jovial Trip Through Art Jargon** (White Lion Publishing), written by four women with advanced degrees in art history who brand themselves 'The Art History Babes.'

### MISCELLANEOUS

For those who might be looking for a new art hobby, I have an unused, still in the wrappings, a MAX Microfleur microwave flower press with an extra refill-pack. It allows you to press and dry flowers in minutes using the Microfleur in your microwave oven. This makes pressing flowers very fast for using in collage, paintings, decorating cards, or whatever pops into your imagination. I will sell for a discounted price of \$65 for both items. Contact Ann Elliott at [annelliottart@gmail.com](mailto:annelliottart@gmail.com) OR call 707-694-1914.

**Jo Anne Sharpe** is downsizing and is selling the following: Adjustable folding artist wood paintbox easel tripod; like new (\$50). Clay modeling tools, used (\$6). Shadow boxes in different sizes; new. Large assortment of wood and metal pieces for assemblage/3D art work. Large jar of mosaic pieces (\$6).



**Mosaic tile cutting nipper (\$10). Many sizes of art canvas; new. Frames; different sizes. Variety of art books. Call 805-964-1834 or email: [jsharp10@cox.net](mailto:jsharp10@cox.net) for more info and/or appointment.**

**FREE COVID 19 Testing Now Available in Goleta:** (moved from Earl Warren) is at the Goleta Valley Community Center. To make an appointment, go to <https://lhi.care/covidtesting> or call 888-634-1123. Walk-in's are turned away.

## **REMINDER**

**All Members are invited to participate in your newsletter.** Just send your information to: Your GVAA Newsletter Editor, **Betty White** at: [blnllwhite@aol.com](mailto:blnllwhite@aol.com)

- **Would like your tips and techniques on Pastels, Watercolors, Acrylics, Oils, and mixed mediums.**
- **Information about your sales, commissions, gallery hangings and any miscellaneous art related items you would like to sell, trade, or donate.**

**All Members Please Stay Safe and Stay Well.**

**GVAA is an organization where you can grow both personally, and professionally.**