



October 2020

www.tgvaa.org



A Message from our President

As mentioned in our last newsletter, **Paula Gregoire-Jones**, GVA Webmaster is developing a new website for us. This new site allows for better design options and greater security. We are planning on unveiling the site to the public on December 1st with the announcement of our holiday Picassos for Peanuts virtual show. You can check out the new site at www.thegoletavalleyartassociation.org.

All members are invited to submit pieces for this show on our new website. Each member will be able to submit up to 3 pieces instead of the usual one. One of the big opportunities of a virtual show is that we are not as restricted as the actual room at the library. All pieces must be priced at \$300 or less. Submit your pieces to Paula at pgregoire-jones@verizon.net. You can submit from now until November 15th. This will allow Paula ample time to get the show up in time for our big opening.

We plan to do a big Press Release push starting in mid-November and will hopefully have lots of traffic in December. We will also send the PR notices out to GVA members to share with family, friends and art lovers in your lives.

Also, if you would like to have a link to your personal website, Instagram or Facebook account on GVA's site, please send to Paula at pgregoire-jones@verizon.net. Please make sure you include a picture of your work for Paula to use to identify your website. If you already have a link with us, and have not provided a preferred picture to Paula, please do so now so she can update the new site. And, if you have a link and want to update the picture, you may do that as well.

There is already a link on the new website home page to the current virtual show. After the new site goes live in December, we will have a link to it and the P4P show until the old site is gone.

This is the time of year also for GVA members to vote on our proposed Board Slate for 2021. Since there are no in person meetings this year, we are publishing the slate in this Newsletter and by email. You are invited to submit any candidates to GVA V.P., Terre Sanitate at terre.sanitate@gmail.com. You can also mail to GVA's postal address: P.O. Box 435, Goleta, CA 93116. Please submit by October 15th.

At this time, the **proposed 2021 slate of Board officers** is as follows:
Elizabeth Flanagan - President, Terre M. Sanitate - Vice President, Lynn Weber - Treasurer, Merith Cosden - Recording Secretary, Pat Heller - Social Events Coordinator, Betty White - Newsletter, Judy Edmondson - Director, Jan Smith - Director.

We have had three successful Zoom member meetings so far. Our Zoom meeting in August attracted about 20 members. We will be having a Zoom members' meeting on the third Thursday of every other month at 2 pm. Our next meeting will be on October 15th at 2 pm. Please let Jan Smith, Director, Member Chair know if you will be attending at jansmith.sb@gmail.com. Your name must be on the list for us to send you the Zoom link.

As always, please keep well and stay safe.

Elizabeth U. Flanagan

Submitted Works

かんべん



Artist: [Anthony Galvan](#)

Title: **Surf Perch**

Medium: **Oil on Fabric, 14 x 16**

This painting is oil on fabric using the indirect printing approach. Gyotaku is a traditional fish printing technique which is different from direct nature printing. Oil on rayon. I placed the second fish as a background for the first. 1 of 1 Print. It sold at the recent SCAPE show held virtually by the Santa Barbara Maritime Museum. zoomgala@gmail.com



Artist: [Ann Elliott](#)

Title **Where Justice Prevails**

Medium: **Mixed water media with some marks made from oil sticks, 24 x 24 framed**

I painted from photos, but I made many trips to look at them carefully and draw sketches of details. The drawing is free hand using my favorite drawing tools, and were carefully drawn based on actual architectural measurements. (I used a ruler to get the height, length, and spacing correct.) I redesigned the layout with more interesting plants.

annelliottart@gmail.com



Artist: [Jean Johnson](#)

Title: **Campus Lagoon**

Medium: **Oil on Canvas, 16 x 20**

I love walking around this lagoon to see the herons and other birds in the water as well as the reflections.

jjgreetso@yahoo.com



Artist: [Jim Felland](#)
Title: **Premonition**
Medium: **Watercolor, 7 x 11**

During the pandemic, I was experimenting with watercolor and India ink and it looked like the images on TV of the Covid virus and reminded me of the beginning of this oncoming disease.

jfelland@cox.net



Artist: [Tanda Jacobs](#)
Title: **Venice Vacation**
Medium: **Oil, 16 x 20**

This painting is called Venice Vacation from a trip we took a couple of years ago. I liked the flower boxes.

Tandaj21@gmail.com



Artist: [Merith Cosden](#)
Title: **Forest Waterfalls**
Medium: **Acrylic, 12 x 12**

This was painted for the 'All Things Aquatic' Art Competition at the Santa Barbara Tennis Club. I received an Honorable Mention for the Forest Waterfalls painting in the show. Here is what the juror Cynthia Martin wrote: *Forest Waterfalls*, A wonderful use of color and abstraction techniques, this painting made me want to walk in this forest, full of lush, colorful plants and joy. And with plenty of abundant water—a scarce element in our region! In this abstract acrylic painting, I wanted to depict the variety of lush plant life in a rainforest sustained by the blue waterfalls in the background. cosden@education.ucsb.edu



Artist: [Richard Erskine](#)

Title: **Pool above Waterton Lake**

Medium: **Oil, 14 x 11**

I have a series of three paintings all different views of the same pool in a stream in the Canadian Rockies above Waterton Lake! Photos taken on a Geology Summer field trip in 2001 that I did the food for. I did that every other summer for a few years. I dug photos of the pool out of a large box of similar photos, that I will continue to mine for inspiration. One of the perks of my job teaching food preparation & service at SBCC. rx4erskine@gmail.com



Artist: [Lynn Dow](#)

Title: **Go Fish, 18 x 24**

Medium: **Mixed Media**

It is in a black floater frame and is mixed media: acrylic paint, white glue, diatomaceous earth, charcoal. I like visiting the harbor and have sometimes talked to fishermen who describe the kind of fish they catch. Some are bottom fish like flounder, others just swim. I was trying to imagine how fish look underwater, and whether they stare at the fishermen and their nets. Since I do mostly abstracts, I don't usually paint from photos but from ideas that bubble up from who knows where and take shape on the canvas. My primary teacher was Jill Sattler at Adult Ed to whom I am grateful.

This painting sold at the Santa Barbara Maritime Museum S.C.A.P.E. show. Ischockner@gmail.com



Artist: [Mirella Olson](#)

Title: **Springtime at San Marcos Growers**

Medium: **Oil, 16 x 12**

Finally I can send you a happy painting: "Springtime at San Marcos Growers Nursery". I started the painting at the beginning of March and I finally got the motivation to finish it.

mirellart@verizon.net



Artist: [Mary Freericks](#)

Title: **Red Chair**

Medium: **Mixed Media, 12 x 16, collage**

The chair started on a playing card and was very small. I had been doing other experimental paintings on a deck of cards. Since I like the chair, I decided to do a larger version. The medium is mixed medium since I used watercolor, colored pencil and acrylic.

Maryfreericks@yahoo.com




Artist: [Diana Sunukjian](#)

Title: **Covid Crazy**

Medium: **Watercolor/India Ink, 8 x 10**

I am taking a watercolor class through Adult Ed from Carissa this fall. The assignment was to paint an abstract by listening to music and painting what you feel...just doing one step at a time. So I chose yellow and purple as my primary colors (those were the India inks)...and this was the final product of that process.

sunlover@gmail.com



Artist: [Terre Martin Sanitate](#)

Title: **Tina's Tomatoes**

Medium: **Acrylic on Canvas, 12 x 12**

This painting was inspired by my dear next door neighbor, Tina Reginatto, who passed a year ago. She did lovely impressionist style paintings. I am primarily an abstract painter but this piece came together quickly and lovingly as I painted in my studio looking at her blooming roses.

terre.sanitate@gmail.com




Artist: [Elizabeth U. Flanagan](#)

Title: **St. Mary Magdalene**

Medium: **Acrylic on paper, 7.5 x 10**

I have long been intrigued with St. Mary Magdalene. In 2009, I was in Paris and found a holy card with her image. There is a considerable devotion to her in France and other parts of Europe. Recently, I found the card again and was re-inspired to paint her image. I've also read more widely on her in the last few years. She is now considered by some to have been the Apostle to the Apostles.

euflanagan@gmail.com



Artist: [Christine Brallier](#)

Title: **Untitled**

Medium: **Ink drawing, 8 x 8**

I have created 20 illustrations for a new book by local appraiser of fine art and antiques, Elizabeth Stewart. The book, "My Darlin' Quarantine," is a collection of short comedies that describe five groups of people dealing with quarantine with strangers. This is my second book collaboration with Elizabeth.

christine@cbmosaics.com



Artist: [Pamela Benham](#)

Title: **Untitled SBL 25**

Medium: **Acrylic on Canvas, 48 x 36**

This painting came from my concern for all the dear souls who have died.

pamelabenham@gmail.com



Artist: [Adria A. Abraham](#)

Title: **Roger & Steve Are Ready to Party**

Medium: **Watercolor/collage/ink on 7 x 10 watercolor paper**

I have been trying to keep some creativity going on while staying home and staying safe from COVID-19 exposure by doing some art journaling. Here is one of my art journal entries expressing my frustration with our current situation.

jrsaaahome@msn.com



Artist: [Betty White](#)

Title: **Study of White**

Medium: **Oil, 16 x 20 canvas**

Pure white is the absence of all color, so most artists never use pure white in a painting because it would draw one's eye and they would miss the beauty of the work. This is my study of the many colors in an artist's white.

blnllwhite@aol.com

GVA A Library Schedule for 2020

**ALL GVA A SCHEDULED LIBRARY EVENTS FOR 2020
ARE CANCELLED DUE TO COVID 19.**

EVENTS: Special & Future Events

GVAA Board Election Announcement and Write in Candidate Instructions

Hello GVAA Members, it is that time of year again! You will have the opportunity to vote on the slate of Officers through email this year. As a GVAA member, you can be a write-in candidate for the GVAA Board election by sending an email or other written notice to **Terre M. Sanitate**. Your written request must be RECEIVED no later than October 15th. Email to Terre Sanitate terre.sanitate@gmail.com. You can also mail to GVAA's postal address: P.O. Box 435, Goleta, CA 93116. At this time, the proposed 2021 slate of Board officers is as follows: Elizabeth Flanagan – President, Terre M. Sanitate - Vice President, Lynn Weber – Treasurer, Merith Cosden - Recording Secretary, Pat Heller - Social Events Coordinator, Betty White - Newsletter, Judy Edmondson – Director, Jan Smith - Director.

Picassos For Peanuts - 2020

Our new website will be up and running by December 1st. Picassos for Peanuts will be our first virtual show on the new site. All members are invited to submit up to 3 pieces for this show on our new website. All pieces must be priced at \$300 or less. Submit your pieces to pgregoire-jones@verizon.net. The deadline for submission is November 15th. This will allow Paula ample time to get the show up in time for our big opening.

Special Letter from Jan Smith, GVAA Director, Membership

We decided not to have the Zoom get together in September. Our next Zoom get together will take place Thursday, October 15th, 2-3:30PM. A reminder with the topics for discussion will be sent out the second week of October. Membership meetings will be every other month from now on.

Best regards,

Jan Smith, GVAA Director, Membership

Marie Arnold: our Sunshine Gal, Janet Hart at hartjanet84@gmail.com reports “just talked to Marie. She sounded strong and is glad to be home. She said everything went well at the hospital. So that is our ‘happy note’ for the day. Maybe that can inspire us to enjoy painting!!”

Workshops & Classes

Free Art Classes – Museum of Modern Art in NY. Pat Heller has shared a link to the Museum of Modern Art in NY. She has been enjoying free art classes available through this link. Art with the Masters is at our fingertips. Check out www.cousera.org/learn/paining.

Drawing Together Artists who prefer video instruction over books should check out Artists Network’s Drawing Together Series, taught by Scott Maier. Tune in to the tutorial of your choice, using the links available at artistsnetwork.com/drawing-together-live-video-streams. After completing a lesson, you can share your drawing and comments with fellow students online. These free-of charge streaming videos are a great way to practice and stretch your drawing skills.

The Carpinteria Arts Center is offering free art and craft virtual classes this Fall. Many classes also include a free or low cost supply kit. **Paula Gregoire-Jones** is offering her “Fabric Bead Making” class. See <https://carpinteriaartscenter.org/pro/w> for a list of all classes available and to sign up. Limited class kits are available, so sign up soon to reserve yours.

Congratulations: Awards, Galleries, Exhibits, Sales

GALLERIES

The Illuminations Gallery has reopened in La Cumbre Plaza. Located behind Islands Restaurant, it is open Thursday - Sunday, 12:00 to 4 pm. The gallery exhibits the work of 7 artists: **Michael Mead, Rebecca Marder, Pali Szilvassy, Mary Thompson, Judith Villa, Felice Willat, and Brian Woolford.**

The La Cumbre Center for Creative Arts has 3 Art Galleries in La Cumbre. There are several openings for new artists to join. If interested, contact **Mike Cregan, cregan@west.net**

Oil Painters of America Salon Show at the Illume Gallery of Fine Arts is opening virtually August 13 to October 3rd. Here is their link – <https://illumegalleryoffineartshows.com/opa/>

The Governor’s Art Show at the Loveland Museum, Septmber 26 to November 1. You can view the artists and their works at: www.governorsartshow.org.

SALES, Congratulations!!

Mary Freericks: The exciting news is that I sold a painting in the S.C.A.P.E. show at the Maritime Museum. When the lady came to pick it up, she was excited to see the original painting and her face lit up. I also have my work in a number of virtual art shows

EXHIBITS

Visit tgvaa.org and click on events: to see the greatest exhibit of the Goleta Valley Art Association members works in one place. This great exhibit was created and organized by GVAA member, **Paula Gregoire Jones, pgregoire-jones@verizon.net**. Over 80 + works are shown.

Elizabeth U. Flanagan has four pieces displayed with the Goleta Valley Art Association’s virtual show. The show at www.tgvaa.org under the events tab, features over 100 pieces from GVAA artists on their web site . New selections are added often.

Elizabeth is also participating with the Santa Barbara Visual Artists (SBVA) in their Fall Virtual show. There will be a Meet The Artists & Music Event! The program will be recorded and a video/link will be put up on SBVisualArtists.com on Fall Virtual Exhibition Page later in September TBA.

T&T Local Artisans Enterprise at 515 Bell Street in Los Alamos is open again for business, Thursdays to Monday from 10am to 6pm. (closed Tues. and Wed.) **Paula Gregoire-Jones**, one of the 60 plus artists represented, has a display of her jewelry, stained glass and mosaic work at the gallery. Los Alamos is a great place to get away for the day, many of the excellent local restaurants are open with outdoor seating. See the website at locartent.com for more information.

A fabulous virtual **Vincent Van Gogh** exhibit at <https://1funny.com/magicalvangoghexhibit/>

Tips & Techniques


Watercolors – Textures and Effects

One of the attractions of watercolor is its freshness and immediacy – its power to suggest without overstatement. The experienced artist knows that, very often, magical things happen quite unexpectedly when water and pigment interact on paper; the paint actually does the work for you, producing atmospheric effects or patterns that resemble natural textures. A ‘bloom’ appears in a wash, resembling a storm cloud, a wash dries with a slightly grainy quality that adds interest in a foreground; or a swiftly executed brushstroke catches on the ridges of the paper and leaves a broken, speckled mark suggestive of light on water.



Granulation of Pigments ‘Rain at Budleight Salterton’, by Trevor Chamberlain. Watercolor on paper 7 x 10. Certain watercolor pigments separate out, giving a

granular effect which can be subtly description and expressive.



Brush Marks and Effects by Glazz Campbell, After Training by Hans Scharz . Watercolor on paper 32 x 22. Hans shows a bold and direct approach, the brushmarks following and sculpting the forms of the face and figure to produce a lively, energetic portrait.



Using Salt As salt crystals soak up paint, a pattern of shapes emerges.



Using a Candle Paint over rubbed on drawn on wax to create natural looking textures.



Using a Sponge Apply paint lightly with a natural sponge for textural effects.



Using Turpentine Another version of the resist method involved applying turpentine applied sparingly and allowed to dry slightly and then painted over.

Experiment On a sheet of watercolor paper, make your notes below each example. You can also try **Drybrush** and **Flocculation** – is a grainy effect produced by pigments, such as Ultramarine blue, which flocculate: the pigment particles are attracted to each other rather than dispersing evenly. This causes a slight speckling which lends to a wonderful atmospheric quality to skies and landscapes in particular. Simply by experimenting with paints, and knowing which colors have this settling tendency, it is possible to effortlessly suggest textures such as weather beaten rocks, newly fallen snow or sand.

‘In my case, all painting is an accident...It transforms itself by the actual paint. I don’t, in fact, know very often what the paint will do, and it does many things which are very much better than I could make do. Perhaps one could say it’s not accident, because it becomes part of the process which part of the accident one chooses to preserve.’ Francis Bacon (1909 -92)

Reference: Artist’s Manual, A Complete Guide to Painting, Drawing Materials and Techniques.
Edited by Angela Gair ISBN 0-8118-1377-0

The following demonstrations are the use of a palette knife in watercolor. Both are by Bev Jozeisk, watercolor artist featured in Watercolor Artist Magazine, October 2020.



Using a Palette Knife: ‘Nesting’ (15 x 18) is a perfect example of the effects of a palette knife on watercolor. I painted the eggs and the dark areas around them, then started on the next area. I added paint and scraped as I went along. Then I went back and added darks (burnt sienna and French ultramarine blue) into some of the crevices that the knife work created.



Using a Palette Knife: The peacock’s tail feathers were all done with a palette knife in ‘Perfect Beauty’ (30 x 17) . I used heavy paint (watercolor) and scraped out the highlights. In the purple/burgundy areas to the right of this bird’s legs, I used my knife to drag the point to create interesting stringy feather shapes.

**"I am not sick. I am broken. But I am happy to be alive
as long as I can paint." Frida Kahlo**

AREAS OF INTEREST TO ARTISTS

Call for All Artists – Over 60 years Young! All mediums, styles and subjects accepted! Showcase your talent by entering this exciting competition, brought to you by Artists Magazine. This contest is for artists age 60+ working in all traditional art media. Make sure to enter before our early bird deadline to get \$5 off your entry. Early Bird Deadline is October 1st and the regular deadline is November 1, 2020. Winners will receive \$250 in cash and will be featured prominently in the April 2021 issue of Artists Magazine. www.artistsnetwork.com/art-competitions/over-60/

Colored Pencil Plus Explore this! Is the juried online exhibition from the Colored Pencil Society of America that encourages fine artists who work primarily in colored pencil to experiment with adding other media. The exhibition offers more than \$5,000 in awards. Plan now to enter the 2021 exhibition. Entries September 15 to November 15, 2020. www.cpsa.org/ETA.

Books & DVDs

Ninth Street Women by Mary Gabriel. The Ninth Street Women are Lee Krasner, Elaine de Kooning, Grace Hartigan, Joan Mitchell, and Helen Frankenthaler; the five painters and the movement that changed modern Art.

Bev Jozwiak's, AWS and NWS member, has a 164 pages 9 x 12 hardcover book, **Painting Life with Life** includes design, photography, backgrounds, color mixing, painting people and painting animals. She also has a DVDs available of her workshops available at www.ChrisUnwin.net. See her work above in Tips and Techniques.

Art Books at great prices at the Planned Parenthood Book Sale October 3 & 4 from 10 a.m. to 4 p.m. in the parking lot, located at 5726 Thornwood, Goleta. Drive past the car dealerships and turn right onto Thornwood and go in about 1/2 block and they are on the right.

The New Acrylics by Pheni Tauchid. It is a complete guide to the new generation of acrylic paints.

The Intuitive Light by Albert Handel (also on video and You tube). Expresses the importance of light in your paintings.

MISCELLANEOUS

For those who might be looking for a new art hobby, I have an unused, still in the wrappings, a MAX Microfleur microwave flower press with an extra refill-pack. It allows you to press and dry flowers in minutes using the Microfleur in your microwave oven. This makes pressing flowers very fast for using in collage, paintings, decorating cards, or whatever pops into your imagination. I will sell for a discounted price of \$65 for both items. Contact Ann Elliott at annelliottart@gmail.com OR call 707-694-1914.

FREE COVID 19 Testing Now Available in Goleta: (moved from Earl Warren) is at the Goleta Valley Community Center. To make an appointment, go to <https://lhi.care/covidtesting> or call 888-634-1123. Walk-in's are turned away.

REMINDER

All Members are invited to participate in your newsletter. Just send your information to:
Your GVAA Newsletter Editor, **Betty White** at: blnlwhite@aol.com

- **Would like your tips and techniques on Pastels, Watercolors, Acrylics, Oils, and mixed mediums.**
- **If you do not have a computer and would like your art work showcased in our Newsletter, please send a photo to Betty White, 4918 Rhoads Avenue, Santa Barbara, CA 93111, so I can scan it and insert it into a future publication. Your photo will be returned. Please include your name, artwork title, medium and size, and some information about your art work. If you have questions, you can call 805 967-1127.**
- **Information about your sales, commissions, gallery hangings and any miscellaneous art related items you would like to sell, trade, or donate.**
- **If you sent me multiple pictures since I started doing the newsletter in January, please re-send me the ones I did not publish. I now have an extra hard drive to save them on and will be happy to publish them in future editions.**

All Members Please Stay Safe and Stay Well.

**GVAA is an organization where you can grow both
personally, and professionally.**

**Don't forget to Nominate a member and/or Vote for your GVAA Officers for
2021 send to: terre.sanitate@gmail.com.**